












Alpine to Craigleith Ski Across Trail MEMBERS ONLY

 **ALPINE**

-  Summit Chalet
-  Clubhouse
-  Administration
-  Ski Patrol
-  Warming Hut
-  Member Parking
-  Visitor/Racing Parking

- LIFTS**
-  Square One (Moving Sidewalk)
  -  Arrowhead Chair (Quad)
  -  Summit Express (High-Speed 6 Person)
  -  Millennium Chair (Quad)
  -  Steeps Chair (Quad)
- SLOW ZONE**  **TERRAIN PARK**

- EASY**
1. Square One
  2. A.B.C.
  3. Lower Alpine
- SNOWSHOE TRAILS**
-  Switchback Trail
  -  North Trail
  -  South Trail

- DIFFICULT**
4. Arrowhead
  5. Kent
  6. Alpine
  7. Chute
  8. Gun Barrel
  9. Look Ma
  10. Oompa
  11. Little Birches
  12. Wrong Turn
  13. Upper Ascot
  14. Ascot
  15. Snow Poke
  16. Long John's

- MORE DIFFICULT**
17. Couloir
  18. Challenge
  19. Racing Hill
  20. Godzilla
  21. Hats Off
  22. Ambush
  23. Lover's Lane
  24. Neutron
  25. May Day
  26. Hot Dog
  27. Millennium

- EXTREME**
28. South Terrain Park
  29. Upper Parade Terrain Park
  30. Lower Parade Terrain Park
  31. North Half Pipe
  32. Sling Shot
  33. Boomerang
  34. Free Fall
  35. Down Draft
  36. Crescendo

*Snowshoe trails are not restricted to Alpine property. Use at own risk. DECEMBER 2013*